



Caledonian

Railway Cables

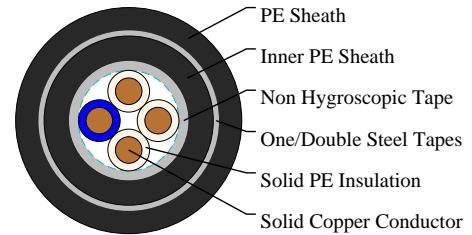

www.caledonian-cables.com

marketing@caledonian-cables.com

A-2Y2YB2Y S(H145)

1.8mm conductor, 2.7mm Insulated wire

RS107y-2Y2YB2Y-4C1.8-S(H145)



APPLICATIONS

The cables are designed in railways signalling networks, and are suitable for installation in ducts or laying directly into the ground.

STANDARDS

DIK 1.013.107y

DIK 1.013.110y

VOLTAGE RATING

600V DC/420V AC

CABLE CONSTRUCTION

Conductors: Solid annealed copper.

Insulation: Solid polyethylene.

Stranding: Single conductors are helically stranded in concentric layers.

Core Colour: Natural, with one blue directional core in each layer.

Core Wrapping: Plastic tape(s) with overlapping.

Inner Sheath: Low density polyethylene.

Armouring: One layer of galvanized steel tape (0.2-0.3mm) or two layers of galvanized steel tapes (0.1mm).

Outer Sheath: Low density polyethylene.

PHYSICAL AND THERMAL PROPERTIES

Minimum Bending Radius: 10xOD

Temperature Range: -40°C to +60°C (during operation); -10°C +60°C (during installation)

Electrical Properties

Electrical Characteristics at 20°C:

Nominal Conductor Diameter: 1.8 mm

Maximum Conductor Resistance: 7.2 Ω/km

Minimum Insulation Resistance @500 V DC (1min) : 10000 MΩ.km

Maximum Mutual Capacitance @800Hz (AC): 145/95* nF/km



Caledonian

Railway Cables

www.caledonian-cables.com

marketing@caledonian-cables.com

Dielectric Strength, conductor to conductor (DC voltage 1min) : 3535 V

Surveillance Conductors:

Loop resistance, maximum: 190Ω/km

Insulation resistance:

- dry cable core, minimum:1000 MΩ.km

- wet cable core, maximum:30 MΩ.km

Operating Voltage AC/DC:420/600 V

Test Voltage 50 Hz 1 min:

Core to Core:2500 Veff

Core to Screen:2500 Veff

DIMENSION AND PARAMETERS

No. of Conductor	Conductor Diameter	Nominal Diameter over Insulation	Nominal Inner Sheath Thickness	Nominal Outer Sheath Thickness	Nom. Overall Diameter	Approx. Weight
	mm	mm	mm	mm	mm	kg/km
4	1.8	2.7	1.3	1.2	15.5	250



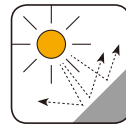
Buried in Ground



Laid In Ducts




Rated voltage



UV Resistant



Water Resistant



Zero Halogen
IEC 60754-1/EN 50267-2-1
NF C20-454